


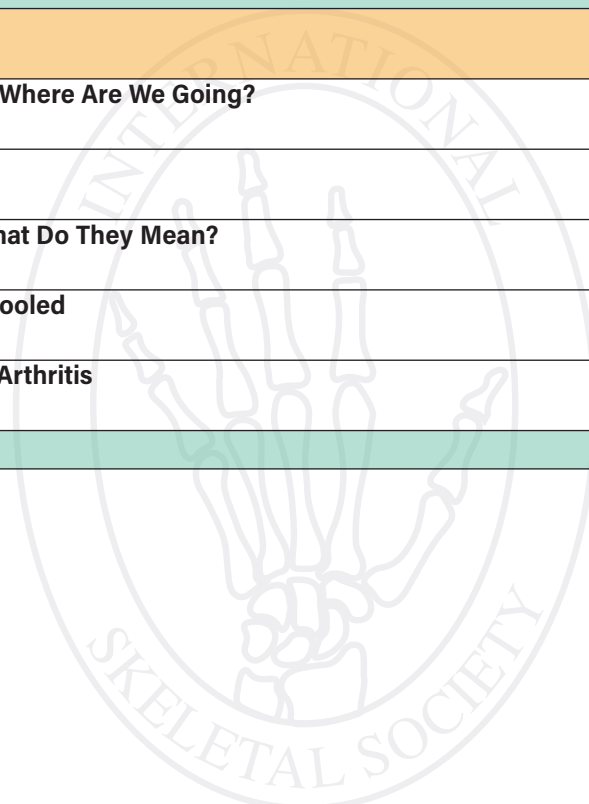
WEDNESDAY, OCTOBER 20, 2021

10:00 AM - 11:00 AM	What's New in Bone Healing <i>Moderators: Mini N. Pathria, MD, Donald Resnick, MD</i>
10:00 AM	Welcome by the President <i>Michael Recht, MD</i>
10:03 AM	Welcome by the Program Chair <i>Mini N. Pathria, MD</i>
10:05 AM	What's New in Fracture and Bone Healing <i>Thomas Bauer, MD, PhD</i>
10:20 AM	Bone Healing: When Things Go Right <i>David Rubin, MD</i>
10:35 AM	Bone Healing: When Things Go Wrong <i>Bruno Vande Berg, MD, PhD</i>
10:50 AM - 11:00 AM	LIVE Q&A
11:00 AM - 12:00 PM	Upper Extremity <i>Moderators: Eva Llopis, MD, Michael Tuite, MD</i>
11:00 AM	Shoulder Instability - How I Assess and Report Osseous Anatomy/Injury <i>Soterios Gyftopoulos, MD, MSc</i>
11:10 AM	MR Imaging of the Rotator Interval <i>Christoph Schaeffeler, MD</i>
11:20 AM	Subscapularis Tears of the Rotator Cuff - Patterns of Tendon Tearing <i>Lawrence White, MD</i>
11:30 AM	Imaging Assessment of Distal Biceps Tendon Insertion <i>Lynne Steinbach, MD</i>
11:40 AM	Extrinsic Carpal Ligament Injury <i>Mihra Taljanovic, MD</i>
11:50 AM - 12:00 PM	LIVE Q&A
12:00 PM - 1:00 PM	Bone and Soft Tissue Tumors <i>Moderators: Stephanie Bernard, MD, Mark Kransdorf, MD</i>
12:00 PM	Diagnostically Important Implications of Radiological-Pathological Correlation <i>Julie Fanburg-Smith, MD</i>
12:10 PM	Key Features of Imaging of MSK Neoplasms for the Orthopedic Oncologist <i>Carol Morris, MD</i>
12:20 PM	Update on MSK Tumor Staging Using the AJCC System <i>Mark Murphey, MD</i>
12:30 PM	Pseudotumors and Tumor Mimics <i>Kambiz Motamedi, MD</i>
12:40 PM	New Treatments of MSK Tumors: Implications for Radiologists <i>Hillary Garner, MD</i>
12:50 PM - 1:00 PM	LIVE Q&A



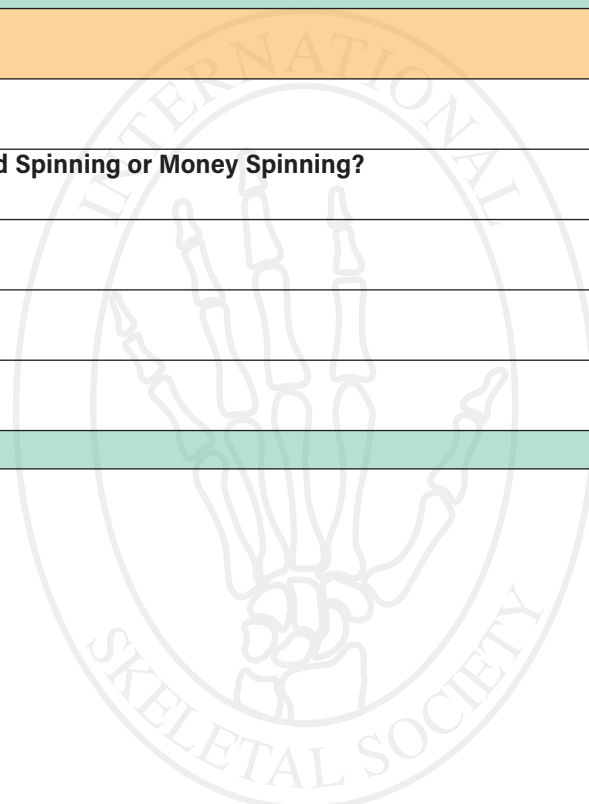
THURSDAY, OCTOBER 21, 2021

10:00 AM - 11:00 AM	Technical Advances in MSK Imaging <i>Moderators: Heike Daldrup-Link, MD, PhD, Joan C (Kai) Vilanova, MD, PhD</i>
10:00 AM	The Many Facets of the Dixon Technique in MSK Imaging <i>Patrick Omoumi, MD, PhD</i>
10:10 AM	Imaging Multiple Myeloma in 2021 <i>Frederic LeCouvret, MD, PhD</i>
10:20 AM	Images of Inflammatory Myopathies: New Concepts and Imaging Approach <i>Julio Guimaraes, MD</i>
10:30 AM	Applications of PET-MR in MSK Disease <i>Garry Gold, MD</i>
10:40 AM	Opportunistic Assessment of Body Composition - Can We Predict Outcome? <i>Miriam Bredella, MD</i>
10:50 AM - 11:00 AM	LIVE Q&A
11:00 AM - 12:00 PM	Lower Limb: Diagnostic Challenges <i>Moderators: Thomas Magee, MD, Nogah Shabshin, MD, MBA, BSc</i>
11:00 AM	Occult Meniscal Lesions <i>Atul Taneja, MD</i>
11:10 AM	Partial Tears of the Cruciate Ligaments <i>Andrew Grainger, BM, BS, MRCP, FRCR</i>
11:20 AM	Ankle Retinacular Injury <i>Michel Crema, MD</i>
11:30 AM	Avulsion Fractures at the Ankle <i>Zehava Rosenberg, MD</i>
11:40 AM	Turf Toe and Plantar Plate Injuries <i>Kathryn Stevens, MB BS, BSc (hons)</i>
11:50 AM - 12:00 PM	LIVE Q&A
12:00 PM - 1:00 PM	Arthritis <i>Moderators: Christine Chung, MD, Frank Roemer, MD</i>
12:00 PM	Imaging in Osteoarthritis: What Have We Learned and Where Are We Going? <i>Ali Guermazi, MD, PhD</i>
12:10 PM	Imaging in Rheumatoid Arthritis <i>Clarissa Canella, MD, PhD</i>
12:20 PM	Early MRI Findings in Inflammatory Arthropathies - What Do They Mean? <i>Monique Reijnierse, MD, PhD</i>
12:30 PM	Mimickers of Inflammatory Arthropathies - Don't Get Fooled <i>Thomas Link, MD, PhD</i>
12:40 PM	Low-Dose CT of the Axial Skeleton for Investigation of Arthritis <i>Robert Lambert, MB BCH, FRCPC</i>
12:50 PM - 1:00 PM	LIVE Q&A



FRIDAY, OCTOBER 22, 2021

10:00 AM - 11:00 AM	What To Report on MR Examinations <i>Moderators: Linda Probyn, MD, Daniel Walz, MD</i>
10:00 AM	What to Report: Osteochondral Lesions of the Talar Dome <i>James Griffith, MD, MRCP, FRCR</i>
10:10 AM	What to Report: Meniscal Pathology <i>Philip Robinson, MB ChB, FRCR</i>
10:20 AM	What to Report: Cartilage Abnormalities <i>Shadpour Demehri, MD</i>
10:30 AM	What to Report: Rotator Cuff Pathology <i>Jenny Bencardino, MD</i>
10:40 AM	What to Report: TFCC Pathology <i>Bruce Forster, MD, MSc, FRCPC</i>
10:50 AM - 11:00 AM	LIVE Q&A
11:00 AM - 12:00 PM	Muscle and Nerve <i>Moderators: Mahesh Prakash, MD, Marc-Andre Weber, MD, MSc</i>
11:00 AM	Pyomyositis and Necrotizing Fasciitis: Why is it Important to Differentiate? <i>Marcelo Bordalo-Rodrigues MD, PhD</i>
11:10 AM	Peripheral Nerve Imaging: Where Are We Now? <i>Avneesh Chhabra, MD</i>
11:20 AM	Whole Body MR of Nerve Disorders <i>Laura Fayad, MD</i>
11:30 AM	Parsonage-Turner Syndrome: Unraveling the Constrictions <i>Darryl Sneag, MD</i>
11:40 AM	MR Neurography of Lumbosacral Plexus: How I Do It <i>Gustav Andreisek, MD, MBA</i>
11:50 AM - 12:00 PM	LIVE Q&A
12:00 PM - 1:00 PM	Interventional <i>Moderators: Jon Jacobson, MD, Kenneth Lee, MD</i>
12:00 PM	The Do's and Don'ts of Soft Tissue Tumor Biopsy <i>Jim Wu, MD</i>
12:10 PM	PRP, Autologous Blood and Tendon Fenestration. Blood Spinning or Money Spinning? <i>Emma Rowbotham, BSc, MB, Bchir, FRCR</i>
12:20 PM	Image-Guided Bone Consolidation in Oncology <i>Paul Mallinson, MBChB</i>
12:30 PM	How to Place a Needle Under Ultrasound Guidance <i>Philip O'Connor, MD</i>
12:40 PM	Spinal Injections: "I Am Not Throwin' Away My Shot" <i>William Palmer, MD</i>
12:50 PM - 1:00 PM	LIVE Q&A



FRIDAY, OCTOBER 22, 2021 continued

1:00 PM - 2:00 PM	Postoperative <i>Moderators: Alice Ha, MD, MS, Tudor Hughes, MBBS, MD</i>
1:00 PM	Prosthetic Joint Infections: Current Concepts <i>Jan Fritz, MD</i>
1:10 PM	MRI Patterns of Synovitis in Total Knee Replacements <i>Theodore Miller, MD</i>
1:20 PM	Metal Artifact Reduction in CT <i>Roman Guggenberger, MD</i>
1:30 PM	Use of Standing CT After Ankle Replacement <i>Carolyn Sofka, MD</i>
1:40 PM	Complications of Various Bearing Surfaces in Hip Replacements <i>Alain Blum, MD, PhD</i>
1:50 PM - 2:00 PM	LIVE Q&A
2:00 PM - 3:00 PM	Pelvis and Core <i>Moderators: Hema Choudur, MBBS, DNB, FRCPC, Richard de Villiers, MMed, RadD</i>
2:00 PM	MRI of Athletic Groin/Core Injury <i>Adam Zoga, MD</i>
2:10 PM	Essentials of Hip FAI: MR Finding <i>Reto Sutter, MD</i>
2:20 PM	Extra Articular Hip Impingement <i>Donna Blankenbaker, MD</i>
2:30 PM	Post FAI Surgery: What the Radiologist Should Know <i>P. Diana Afonso, MD</i>
2:40 PM	Pelvis and Hip Stress Fractures <i>Andrea Roskopf, MD</i>
2:50 PM - 3:00 PM	LIVE Q&A

